

MTI Cylinder Cell Production Line

Item	Description	Qty.	Image
1	<p>UL Standard 1200°C Split Tube Furnace with Vacuum Flanges & Optional Quartz Tube 60, 70, 80 or 100 mm O.D -OTF-1200X-UL</p> <p>-Utility: Sintering and synthesizing electrode powder</p> <p>-Alternative:</p> <ol style="list-style-type: none"> All MTI's furnace can be used for powder sintering Strongly suggest "Rotary Furnace" for best sintering result 	1	
2	<p>Bench-Top Planetary Ball Mill with four Nylon Jars (500mL) & Lock Clamps - MSK-SFM-1</p> <p>-Utility: Ball mill for electrode powder</p> <p>-Alternative if smaller quantity mill MSK-SFM-3</p>	1	
3	<p>5L Electric Vacuum Mixer with Single Axis Helical Blade and Water Cold Tank - MSK-SFM-6E</p> <p>-Utility: Slurry mixing/stirring under vacuum</p> <p>-Alternative if Mixer for smaller quantity MSK-SFM-7</p>	1	
4	<p>Compact Tape Casting Film Coater with Dryer, Vacuum Chuck & Adjustable Film Applicator (110 or 220VAC) - MSK-AFA-III</p> <p>-Utility: Electrode slurry coating on substrate</p> <p>-For larger scale production MSK-AFA-E300</p>	1	







MTI Cylinder Cell Production Line

Item	Description	Qty.	Image
5	4" Electric Hot Rolling Press / Calendar up to 100°C with Variable Speed - MSK-HRP-01 -Utility: Calendaring the coated electrode Alternative if bigger calendaring size MSK-HRP-03	1	
6	Semi-Automatic Slitting Machine for Electrodes of Cylinder Battery - MSK-CSE-300 -Utility: Cutting/slitting the electrode to proper size/shape for easy winding	1	
7	Desk-Top 800W Ultrasonic Metal Welder (Tabbing) with Touch-Screen Digital Controller, 40KHz - MSK-800W -Utility: Welding tab onto current collector and welding layers of current collector	1	
8	UL Standard 53L 250°C Vacuum Oven (16x13x14") with Programmable Controller - EQ-DZF-6050-UL -Utility: Drying the electrode under vacuum before pouch cell assembly	1	
9	Semi-Automatic Winding Machine for Electrodes of Cylinder Cell - MSK-112A-Cylinder -Utility: Winding the Anode + Separator + Cathode to cylinder shape as cell core	1	






MTI Cylinder Cell Production Line

Item	Description	Qty.	Image
10	<p>Single Point Pneumatic Welding Machine for Cylinder Cell Assembling - MSK-330A</p> <p>-Utility: 1. Welding the tab from anode to the bottom end inside the case by deeply inserting the welding head into the case; 2. Welding the tab from cathode to the cap coming from the top end of the case; 3. Welding the terminal for positive and negative of the battery for testing connection</p>	1	
11	<p>Desk-top Semi-Auto Grooving Machine for Various Cylinder Cell - MSK-500 Series</p> <p>-Utility: 1. Grooving the case to fix the cell core; 2. Leaving the part above grooving as crimping part</p>	1	
12	<p>Large Glove Box (122W x 90H x 76D, cm) with Gas Purification System and Digital Control - EQ-VGB-6-LD</p> <p>-Utility: Offering environment with H₂O<10ppm (the lower the better) to inject electrolyte, cell vacuum standing and case sealing</p>	1	
13	<p>Bottle top Electrolyte Digital Dispenser with 32oz Boston Round Glass Bottle: 1- 10 ml adjustable - BD-10ML-LD</p> <p>-Utility: Injecting electrolyte into the pouch cell; Alternative: Simply by syringe injection</p>	1	



MTI Cylinder Cell Production Line

Item	Description	Qty.	Image
14	<p>Electrolyte Diffusion & Degassing Chamber for Professional Li-on Battery Research - MSK-170</p> <p>-Utility: 1. Vacuuming the air out of the cell after electrolyte injection; 2. The electrolyte will be completely absorbed by the layers and the layers will contact very well under vacuum environment</p>	1	
15	<p>Hydraulic Crimping Machine for Cylindrical Cases (Optional:32650, 26650, 18650, CR123, AA, AAA etc.) - MSK-510M series</p> <p>-Utility: Crimping the cell in glove box after electrolyte injection</p>	1	
16	<p>8 Channel Battery Analyzer (6-3000 mA, up to 5V) with Laptop & Software - BST8-3</p> <p>-Utility: 1. Activating the battery after first time sealing (cell formation); 2. Doing charge/discharge cycling to determine battery's condition like capacity, cycle life and efficiency.</p> <p>Alternative if different current/voltage requirement 1uA-10A/5V-50V</p>	1	

Notes:

2 -4 weeks after receipt of your order and payment if all equipment in stock.

6-8 weeks after receipt of your order and payment if some equipment out of stock

Both product availability and price are subject to change without notice before the receipt of PO.